

HARKEN®

USA – Tel: (+1) 262-691-3320 • Web: www.harken.com • Email: harken@harken.com
Italy – Tel: (+39) 031.3523511 • Web: www.harken.it • Email: techservice@harken.it

INSTRUCTIONS

Special Traveler and Battcars for Old-Style Non-CB Track

Cars have part numbers that end with ".NW"



WARNING! Strictly follow all instructions to avoid an accident, damage to your vessel, personal injury, or death. See www.harken.com/manuals for additional safety information.



IMPORTANT! Cars are CB+ style cars converted into non-CB cars. If the . NW car is rolled off the track, balls will fall out. Cars with .NW require a car loader to remove the car from the track.

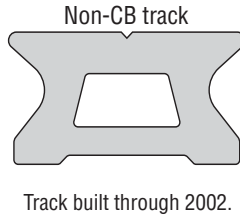
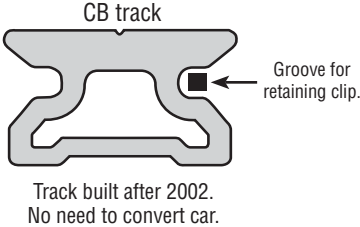
Terms

.NW cars – The .NW at the end of the part number stands for "no wire". The .NW cars are CB+ cars that have had wire retaining clips and corner keepers removed so car can run on non-CB style track. Car is shipped on a car loader.

CB+ cars – Cars with captive bearings. Wire retaining clips and plastic corner keepers hold bearings captive. Wires and keepers are not installed on .NW cars.

CB track – Track designed with deeper grooves to accept CB car wire retaining clips.

Note – Car is shipped on car loader so that it will work on old-style, non-CB track. It also works on CB track.



Car loader

Loading Car on Track

Line up car loader with track and gently roll car onto track.



Loading Balls in Car - Use if balls are lost or for ball replacement



Remove two (2) clips from car loader. Slide car loader in so loading port is on side of car without balls.



Put one (1) clip on "open" end of loader. Load rest of balls through ball loading port into empty bearing race. Consult chart to confirm quantity.

Further Information

For detailed manuals, go to www.harken.com/manuals. Refer to chart below for manual part number.

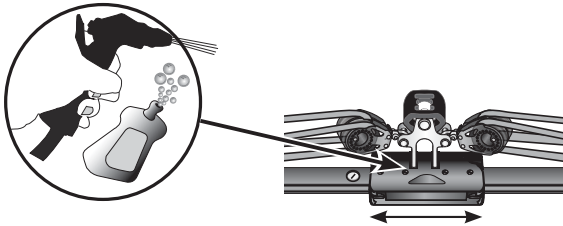
Type	Track width	Size	Manual
Traveler	22 mm	Small Boat	4970
Traveler	27 mm	Midrange	M1009
Traveler	32 mm	Big Boat	M1010
Mainsail handling system - Battcars	22 mm	System A	4248
Mainsail handling system - Battcars	27 mm	System B	4286
Mainsail handling system - Battcars	32 mm	System C	4637

Inspect


Frequently inspect shackles and control block fittings for signs of fatigue. Replace as necessary. Make sure every installation includes Harken track endstops. Arrange control tackle so cars do not hit endstops under load.

Maintenance

Traveler cars: Clean by frequently flushing with fresh water. Periodically clean car by squirting a detergent/water solution into center openings. Roll car back and forth to distribute evenly. Flush bearings with fresh water.



Do not use spray lubricants because ball bearings can skid, not roll. Once car and track are dry, apply one (1) to two (2) drops of McLube® OneDrop® ball bearing conditioner to ball contact surfaces of track. Roll car back and forth through OneDrop conditioner several times to distribute onto bearings. Wipe remaining OneDrop off track. OneDrop conditioner is preferred, but you can also use one (1) to two (2) drops of a light machine oil. Too much oil attracts dirt.



Track: Clean with detergent and water.

Important! Exposure to some teak cleaners and other caustic solutions can result in discoloration of part and is not covered under the Harken warranty.

Warranty

For additional safety, maintenance, and warranty information: www.harken.com/manuals or the Harken catalog.

McLube is a registered trademark of McGee Industries, Inc.
OneDrop is a trademark of McLube, a division of McGee Industries, Inc.

Printed in USA 5075 07/15